



M A R I N E

1183 Petty Rd White Bluff, TN 37187 Phone: 615-797-4760 Toll Free: 888-868-0361

*This 2001 Bullet 20XRD went through some trees. The deck and hull of the boat was damaged on both sides. We bought the boat to demonstrate what our shops are capable of repairing. If we can take a totaled boat and make it look like this just imagine what we can do to yours - from minor scratches and dings, new carpet and seats or full on restoration. Give us a call for more details...*





*This is the good side...*





*This is the bad side...*





*The damage was worse than it looks...*





*Follow along as we make this one better than new...*






*The bad glass cut out...*






*Many layers of glass later...*



*Reinforcing the inside similar to the factory...*





*Inside of the hull is almost done...*






*Time to start on the outside of the hull...*





*Lots of glassing and shaping to go...*





*Time to start blocking and shaping the guide coat...*






*Time to start glassing the deck "hole"...*





*Layers of glass later...*





*Shaping the glass with a body file...*





*More shaping. Lines are getting close...*





*This side is almost ready to spray...*





*Had to cut a whole in this side too...*





*More layers of glass...*





*More shaping and glassing...*





*Almost time to spray...*





*The bottom needs some work too...*





*The transom had a few extra holes...*





*Finally getting somewhere...*





*We decided to add stainless steel fittings and drain...*





*Time to start spraying gel coat...*





*Spraying some gel coat...*





*Two colors down and one to go...*





*We hand sand our pin lines to insure they are straight and true...*





*Spraying the red pins...*





*Almost halfway done with the deck...*





*The bottom is coming along...*





*The glass work is almost done...*





*Glass work is done. Time for carpet, seats, etc...*





*New carpet going in with a padded front deck...*





*Custom red carbon fiber panels...*









*We had a set of custom spring seats made...*





*We made a custom recess pan with tool holder...*





*Custom spring seat fold down and one off pro seat...*





*We decided to polish the jack plate...*





*The engine was not bad but...*





*We went through the power head...*





*A coat of paint and the engine will be done...*





*The engine looks good...*






*The trailer looks pretty rough...*





*Needed a little rust cleaned off...*





*Trailer stripped, sanded and primed...*





*Time for pin stripes and reassembly...*





*Looking good but those wheels...*





*Looking good and almost done. We still need to install the electronics and a few other odds and ends PLUS it needs to be detailed...*